



Distributed by:



S.I.A.T.A Asia Pacific Pte Ltd

37 Tannery Lane
#06-08 Tannery House
Singapore 347790

Tel: +65 6741 2994 • Fax: +65 6741 2995

www.siata.com.sg

STRUCTURAL[®] **BAJONET[®] DISTRIBUTION SYSTEMS**


FILTRATION & PROCESS

STRUCTURAL[®] BAJONET[®] DISTRIBUTION SYSTEMS

Pentair[®] Structural[®] Bajonet[®] Distribution Systems for composite tanks feature chemical and impact resistance for a variety of applications. Unique ¼ turn, cam-lock hubs and laterals make assembly and installation easy and secure. With proper underbedding, the unique slot design assures a uniform, vertical distribution of flow, and less than 5 PSI pressure drop at designated flow rates. These systems will operate at temperatures up to 120°F.


TOP MOUNT - 1½" RISER TUBE, 6 LATERALS

PART # COMP.	DIAMETER	TOP OPENING	CONNECTION	FLOW RATE
5665	13"	4-8"	1.5" slip	29 gpm
5665	14"	4-8"	1.5" slip	29 gpm
5665	16"	4-8"	1.5" slip	29 gpm
5666	18"	4-8"	1.5" slip	29 gpm
5667	21"	4-8"	1.5" slip	29 gpm
10848	24"	4-8"	1.5" slip	29 gpm
10849	30"	4"	1.5" slip	48 gpm
10849	36"	4"	1.5" slip	48 gpm
11776	30"	4-8"	1.5" slip	55 gpm
11778	36"	4-8"	1.5" slip	55 gpm



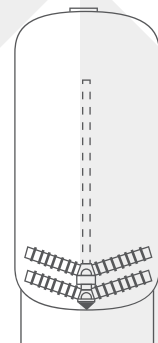
TOP MOUNT - 3" RISER TUBE, 8 LATERALS

PART # COMP.	DIAMETER	TOP OPENING	CONNECTION	FLOW RATE
12201	24"	6" FLG	3" slip	104 gpm
5672	30"	6" FLG	3" slip	104 gpm
5673	36"	6" FLG	3" slip	104 gpm
5674	42"	6" FLG	3" slip	104 gpm
5675	48"	6" FLG	3" slip	104 gpm
13492	63"	6" FLG	3" slip	104 gpm



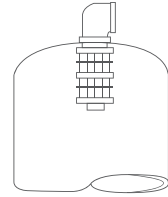
TOP MOUNT HIGH FLOW - 3" RISER TUBE, 16 LATERALS

PART # COMP.	DIAMETER	TOP OPENING	CONNECTION	FLOW RATE
15528	30"	6" FLG	3" slip	173 gpm
15529	36"	6" FLG	3" slip	173 gpm
5676	42"	6" FLG	3" slip	173 gpm
5677	48"	6" FLG	3" slip	173 gpm
13569	63"	6" FLG	3" slip	174 gpm



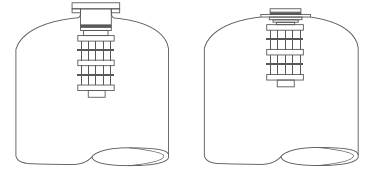
THREADED TOP/BOTTOM MOUNT DIFFUSER

PART # COMP.	PART # FRP	DIAMETER	TOP OPENING	CONNECTION	FLOW RATE
5671	5671	12-36"	4-8"	2" slip	88 gpm



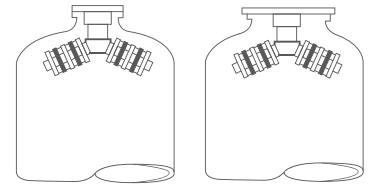
TOP MOUNT DIFFUSER

PART # COMP.	PART # FRP	DIAMETER	TOP OPENING	CONNECTION	FLOW RATE
5679	-	18-48"	6" FLG	3" FNPT	88 gpm
-	5700	21-36"	6" - 8"	3" FNPT	88 gpm



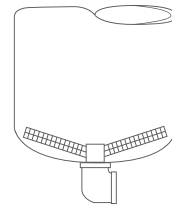
TOP MOUNT HIGH FLOW HUB & LATERAL

PART # COMP.	DIAMETER	TOP OPENING	CONNECTION	FLOW RATE
5680	21-63"	6" FLG	3" FNPT	200 gpm
10877	42-63"	16" MWY	3" FNPT	200 gpm



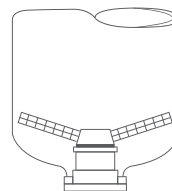
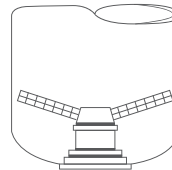
BOTTOM MOUNT HUB & LATERAL

PART # COMP.	PART # FRP	DIAMETER	BOTTOM OPENING	CONNECTION	FLOW RATE
5669	-	18"	4-8"	2" slip	100 gpm
5669	5668	21"	4-8"	2" slip	100 gpm
5670	5669	24"	4-8"	2" slip	100 gpm
11039	-	30"	4-8"	2" slip	100 gpm
11040	-	36"	4-8"	2" slip	100 gpm



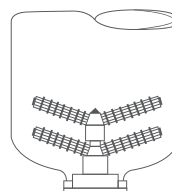
BOTTOM MOUNT HUB & LATERAL

PART # COMP.	PART # FRP	DIAMETER	BOTTOM OPENING	CONNECTION	FLOW RATE
11790	-	18"	6" FLG	3" FNPT	122 gpm
-	5696	21"	6-8"	3" FNPT	122 gpm
5678	-	21"	6" FLG	3" FNPT	122 gpm
-	5697	24"	6-8"	3" FNPT	122 gpm
5678	-	24"	6" FLG	3" FNPT	122 gpm
-	5698	30"	6-8"	3" FNPT	122 gpm
5683	-	30"	6" FLG	3" FNPT	122 gpm
-	5699	36"	6-8"	3" FNPT	122 gpm
5684	-	36"	6" FLG	3" FNPT	122 gpm
5686	-	42"	6" FLG	3" FNPT	122 gpm
5686	-	48"	6" FLG	3" FNPT	122 gpm



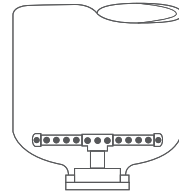
BOTTOM MOUNT HIGH FLOW

PART # COMP.	DIAMETER	BOTTOM OPENING	CONNECTION	FLOW RATE
11892	36"	6" FLG	3" FNPT	167 gpm
11663	42"	6" FLG	3" FNPT	167 gpm
11665	48"	6" FLG	3" FNPT	167 gpm
14248	63"	6" FLG	3" FNPT	175 gpm



BOTTOM MOUNT HIGH FLOW

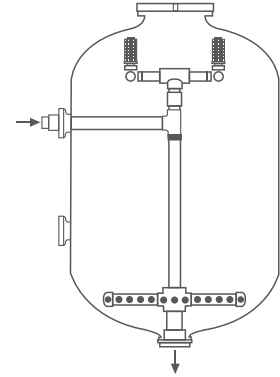
PART # COMP.	DIAMETER	BOTTOM OPENING	CONNECTION	FLOW RATE
5687	63"	6" FLG	3" FNPT	170 gpm



COMBINATION KIT 63" TOP SIDE INLET/BOTTOM OUTLET

PART #	SIZE	TOP OPENING	BOTTOM OPENING	TOP SIDE	SIDE CONNECTION	BOTTOM CONNECTION
11190	63 x 86"	16" MWY	6" FLG	4" FLG	3" MNPT	3" FNPT
11192	63 x 116"	16" MWY	6" FLG	4" FLG	3" MNPT	3" FNPT
11194	63 x 144"	16" MWY	6" FLG	4" FLG	3" MNPT	3" FNPT

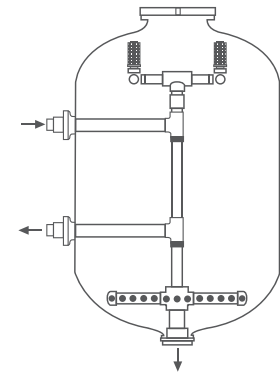
Upper flow rate 130 gpm. Lower flow rate 170 gpm.



COMBINATION KIT 63" TOP SIDE INLET/BOTTOM SIDE OUTLET

PART #	SIZE	TOP OPENING	BOTTOM OPENING	TOP SIDE	BOTTOM SIDE	SIDE CONNECTION	BOTTOM CONNECTION
11191	63 x 86"	16" MWY	6" FLG	4" FLG	4" FLG	3" MNPT	3" FNPT
11193	63 x 116"	16" MWY	6" FLG	4" FLG	4" FLG	3" MNPT	3" FNPT
11195	63 x 144"	16" MWY	6" FLG	4" FLG	4" FLG	3" MNPT	3" FNPT

Upper flow rate 130 gpm. Lower flow rate 170 gpm. Flow rates calculated with 5 psi pressure drop.



Distributed by:



S.I.A.T.A Asia Pacific Pte Ltd

37 Tannery Lane
#06-08 Tannery House
Singapore 347790

Tel: +65 6741 2994 • Fax: +65 6741 2995

www.siata.com.sg